

# Cuba Poll District 21

Campaign  
Data



# Summary

- Cuban-American voters continue to oppose any change to U.S. Cuban policy by overwhelming margins
  - 88.5% support retaining the U.S. economic embargo
  - 89.7% support retaining the restriction on U.S. tourism to Cuba
  - 85.2% support maintaining the current restriction on travel by Cuban nationals to one trip every three years

# Methodology

- 400 likely Cuban American Voters
- All in Congressional District 21
- Poll conducted Sept. 25th – 30th, 2006
- 80% of the respondents arrived before Mariel
- 20% after Mariel
- 91.1% interview in Spanish
- 08.9% interview in English

# Diaz-Balart Favorable Breakdown

- Lincoln Diaz Balart has 88.3% favorable among Cuban Americans in his district
  - Cuban-born Cuban-Americans give him 89.9% favorable, compared to 62.5% for those born in the U.S.
  - Interestingly recently arrived Cubans give the Congressman his highest approval ratings
    - 1950: 77.3% approval
    - 1960: 90.4% approval
    - 1970: 93.8% approval
    - 1980: 88.5% approval
    - 1990: 94.8% approval

# Iraq

- 70.1% of Cuban Americans think the United States made the right decision in using military force in Iraq
- While 67.2% think the U.S. should keep troops in Iraq until the situation stabilizes

# Iraq by Age

	18-24	25-34	45-54	55-65	65+
Bring troops Home	<b>57.1%</b>	<b>46.2%</b>	<b>35.3%</b>	<b>25.9%</b>	<b>22.1%</b>
Stabilize Iraq	<b>42.9%</b>	<b>30.8%</b>	<b>58.8%</b>	<b>72.2%</b>	<b>69.7%</b>

# Embargo

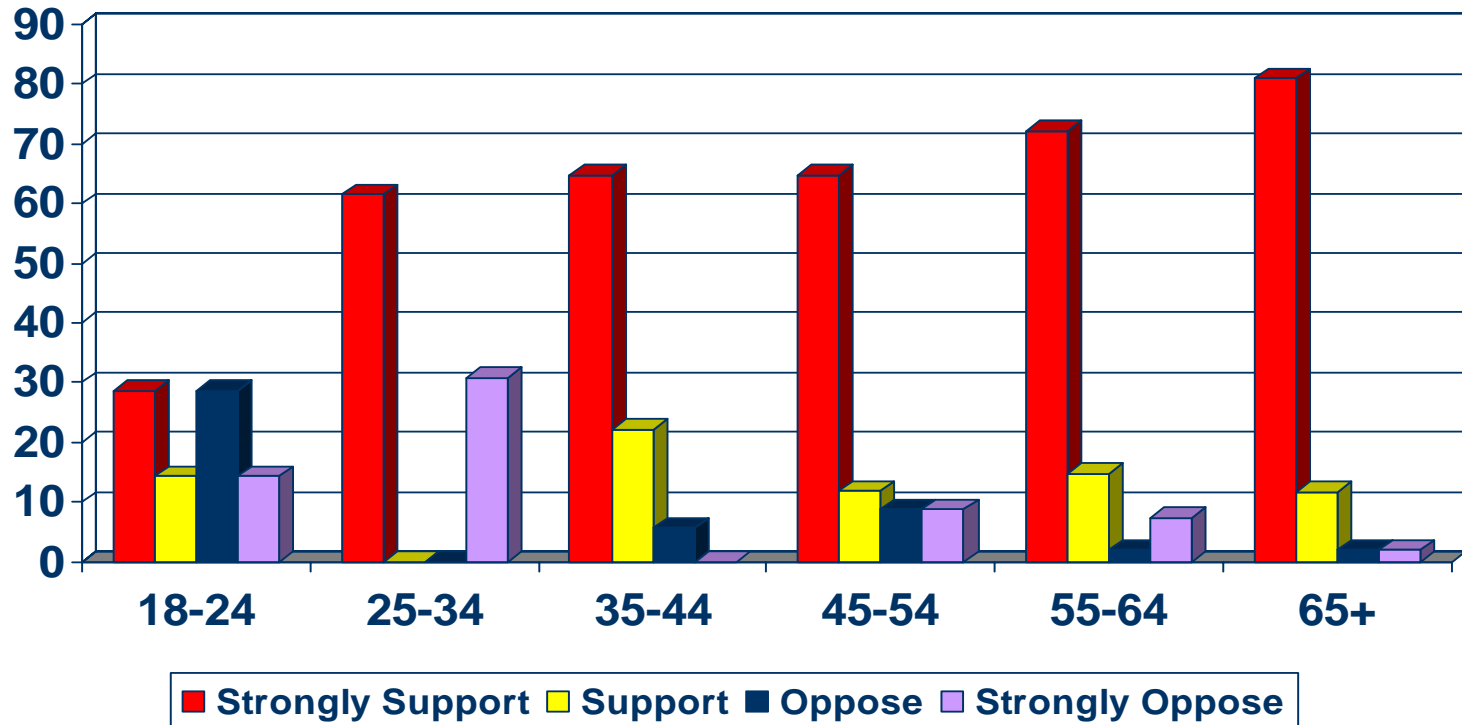
- Cuban American voters by an overwhelming 88.5% support maintaining the economic embargo
- When people arrived from Cuba made very little difference in support for the embargo
- Cuban-Americans under 34 years of age are less likely to support embargo than older Cubans

# Support for Embargo: Year of Migration

	1960	1970	1980	1990
Strongly Support	75.9%	82.5%	70.6%	78.9%
Support	16.4%	11.3%	7.8%	5.3%
Oppose	1.5%	2.5%	3.9%	0%
Strongly Oppose	5.1%	0%	15.7%	10.5%



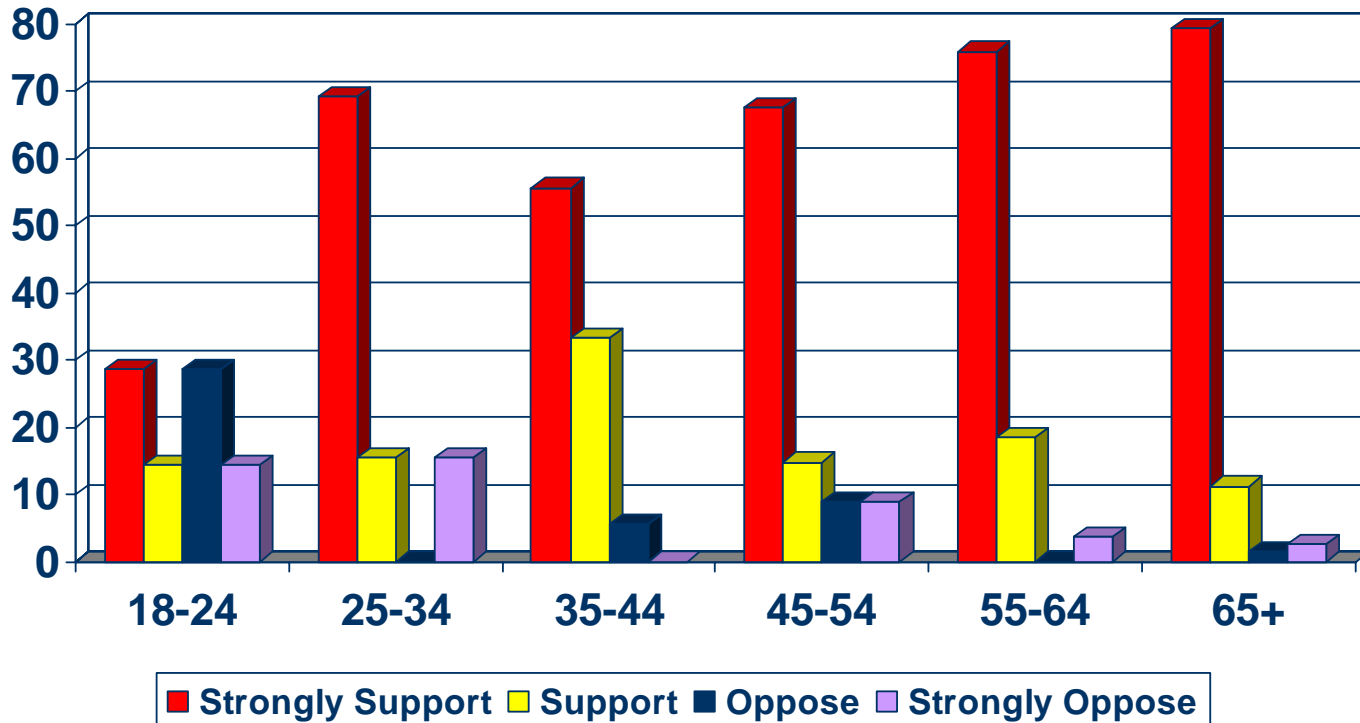
# Support for Embargo: Age



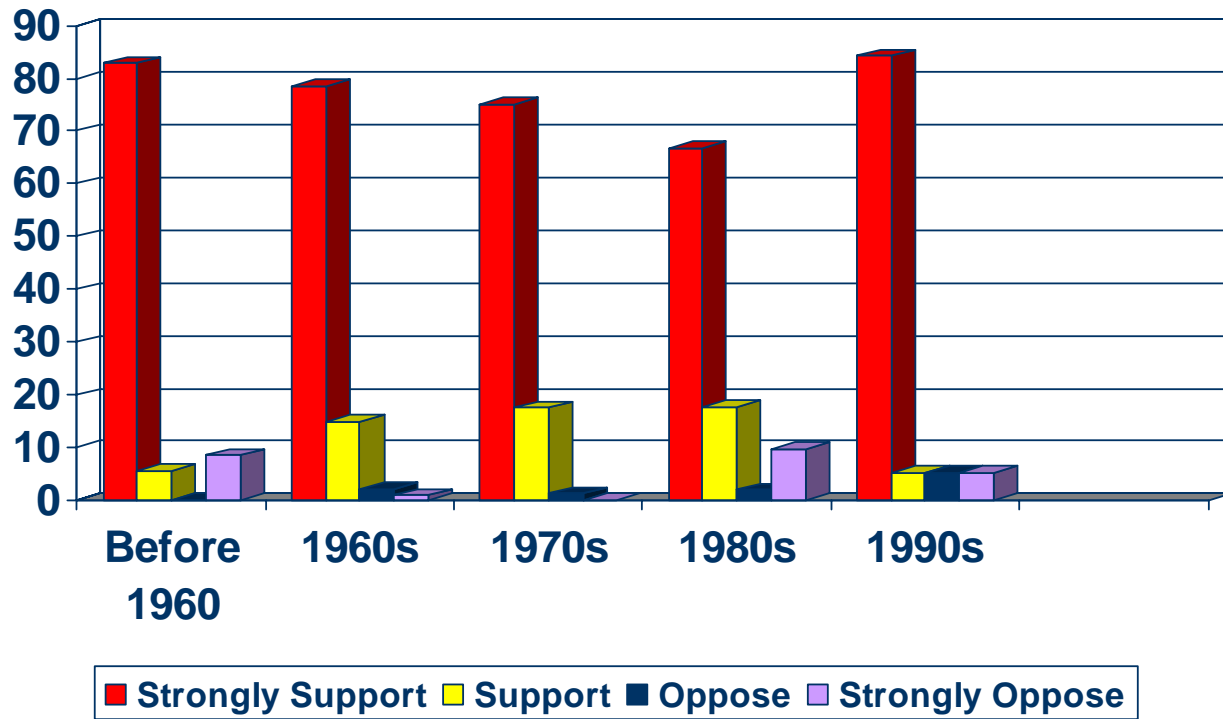
# Ban on Tourism

- An overwhelming number of Cuban-American voters 89.7% favor maintaining the ban on U.S. tourism until democratic changes occur in Cuba
- The ban on tourism has wide support among almost all groups of Cuban-Americans regardless of age or when they immigrated.

# Support for Tourism Ban by Age



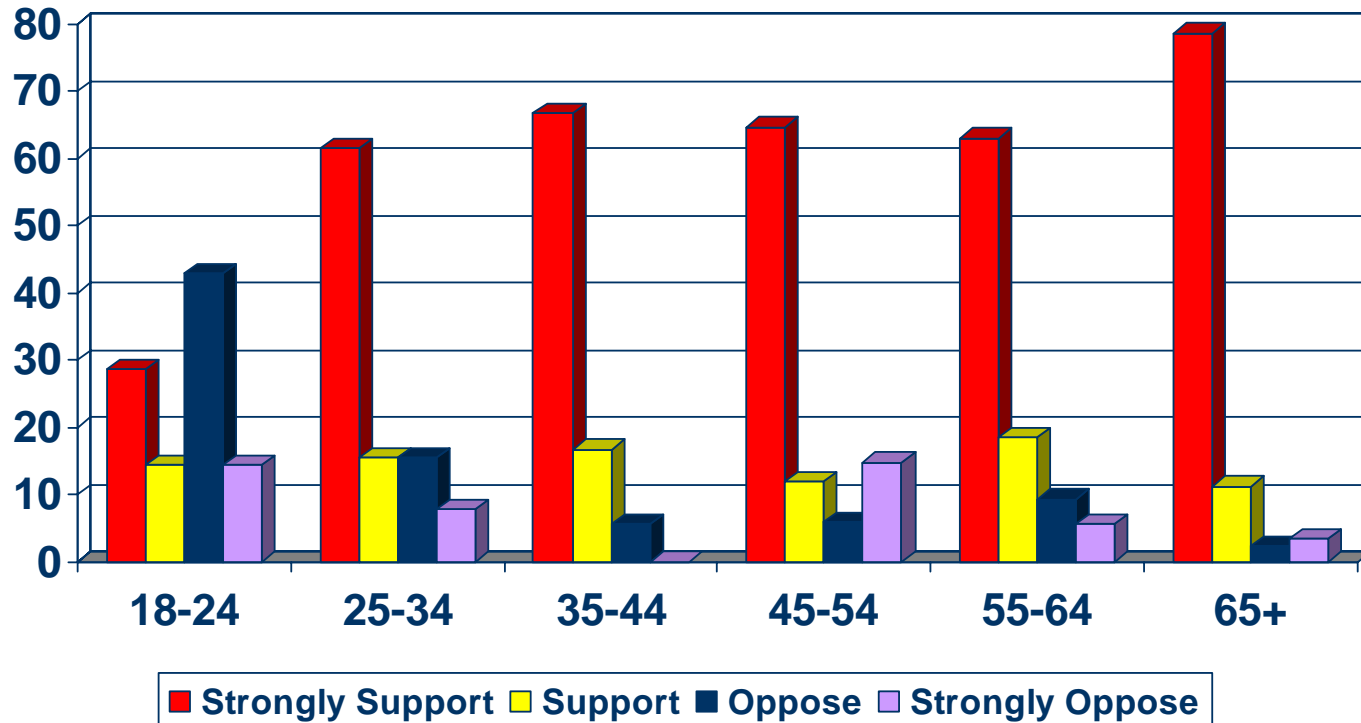
# Support for Tourism Ban by year of migration



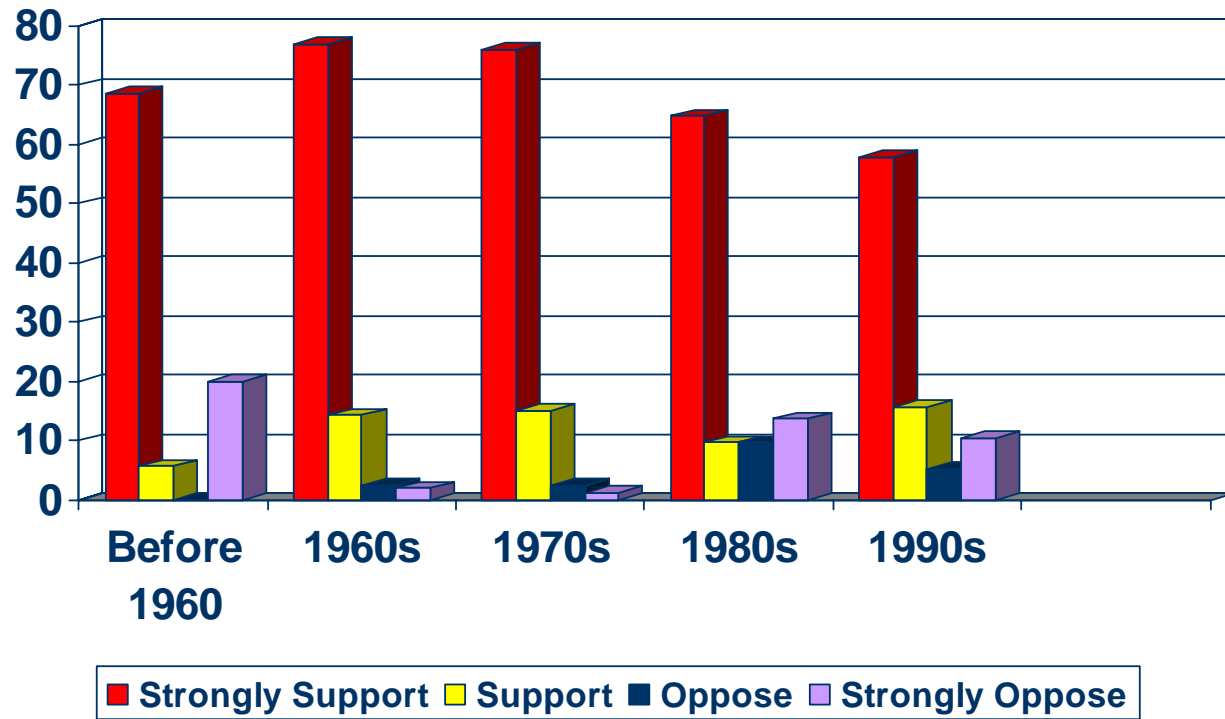
# Travel Restrictions of Cuban Nationals

- Maintaining the travel restriction by Cuban nationals also enjoys wide support by 86.4% of Cuban voters.
- Again there is wide support among almost all groups of Cuban-Americans regardless of age or when they immigrated.

# Support for Travel Restriction by Age



# Support for Travel restriction by year of migration



# Cuban-American Support:

- Diaz Balart 79.3%
- Crist 73.8%
- McCain 71.5%
- Gonzalez 7.7%
- Davis 9.7%
- Clinton 10.5%